


**A Step-By-Step Guide & Social Narrative**

**Our Visit to**

**F L O R I D A R A M A**

# Notes to Caregivers



- This social narrative is meant to assist individuals with autism and/or sensory processing differences prepare for a visit to FloridaRAMA's Immersive Experience.
- FloridaRAMA is comprised of interactive, immersive art exhibits. There are bright neon lights, music, sound effects, wind and scent experiences. As such, it is a *high-sensory* environment. Please plan accordingly if your loved one has sensory aversions.
  - FloridaRAMA has sensory kits available at Guest Services upon request.
- No outside food or drink is permitted in the exhibit space. However, there is a small café with snacks and drinks available for purchase. There is also a picnic patio outside at the South Entrance.
- This narrative was created in partnership with the Center for Autism and Related Disabilities at USF (CARD-USF). FloridaRAMA is recognized as an *Autism Friendly* business by CARD. You can learn more about CARD's *Autism Friendly* program here:

<http://card-usf.fmhi.usf.edu/friendly.html>



# ACTIVATE THE CAT CALLER!

**SENSORY WARNING:**  
STROBES MAY APPEAR

### FIND THE HIDDEN NUMBERS

Search for 3 hidden numbers coded on cat collars throughout the experience. Activate items to reveal the numbers by stepping on foot pedals or hovering your hand over touchless buttons.

### ENTER THE CODE INTO THE CAT CALLER DEVICE

Head to the astrovan, where the sunnymooners have hidden the cat caller device. Hover your hands over the glowing cup holders to input the number sequence into the device.

### ACTIVATE AND WITNESS THE RESULTS

Quickly move to the Everglades Arena after entering the code. Watch the activation unfold and see what happens next!

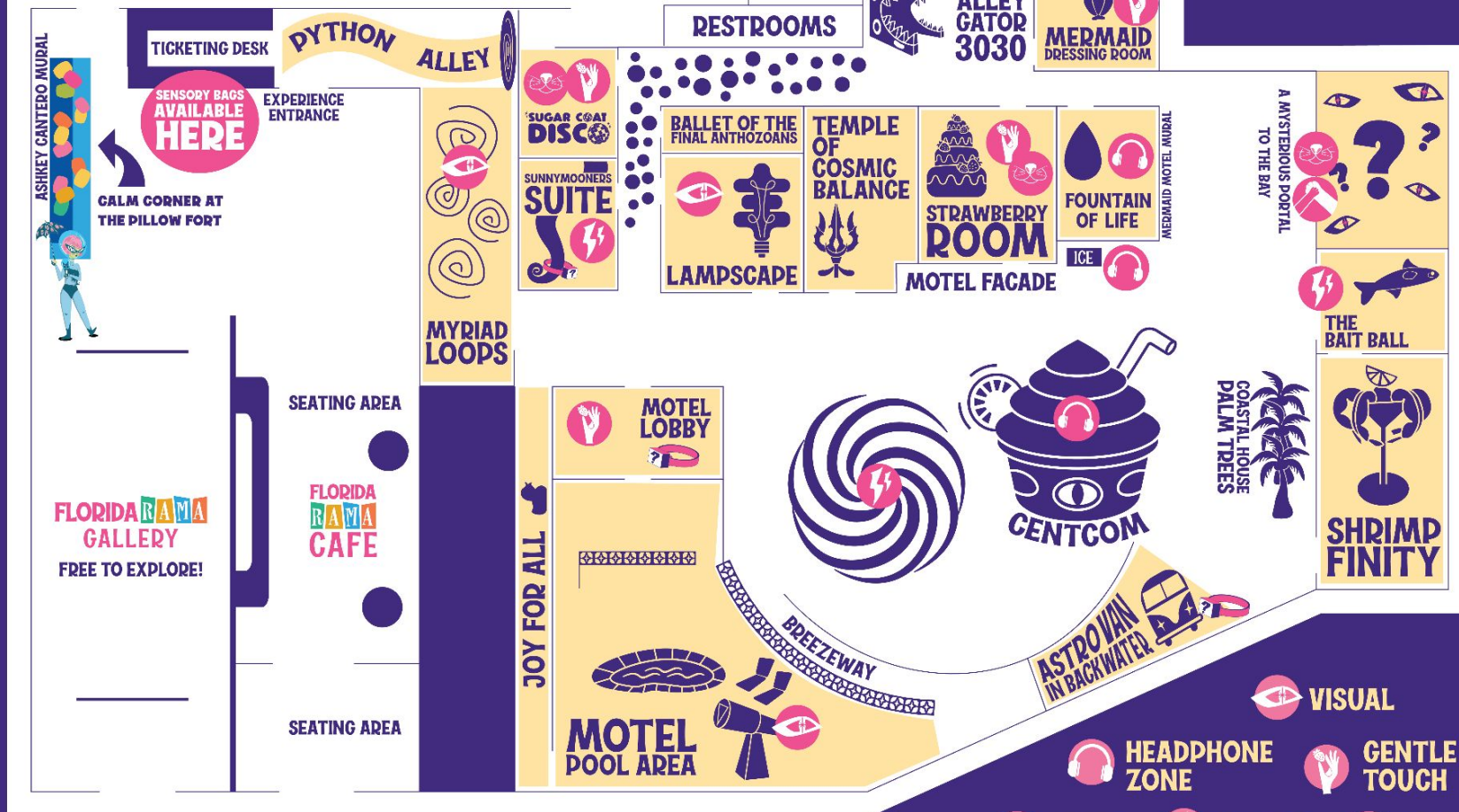


# SENSORY FRIENDLY MAP (SENSORY BAGS AVAILABLE)

# FLORIDA RAMA

NORTH ENTRANCE

EXIT



SOUTH ENTRANCE


- VISUAL
- HEADPHONE ZONE
- GENTLE TOUCH
- SHARE
- STROBE
- SCENT



# Soon I will be visiting **FloridaRAMA!**



FloridaRAMA is an art experience that celebrates “weird, wacky, wonderful Florida.” I might be visiting FloridaRAMA on a field trip, with my family, or for a special event!






# Arrival and Parking

When I arrive at FloridaRAMA, I can find free and accessible parking right outside the building.  
There are 2 entrances and 2 parking lots to choose from.

## North Entrance



## South Entrance







**IMMERSIVE GAMES**  
GAMIFY YOUR EXPERIENCE!

**SEARCHLIGHT HUNT**  
Journey through the Mermaid Star Motel and unveil hidden numbers using a UV flashlight to unlock an immersive artwork installation! **\$7**

**PEPE'S PLIGHT**  
Embark on a treasure hunt through the Mermaid Star Motel and beyond - solving riddles to uncover our deeper hidden narrative! **\$7**


**BIRD BRAINS**  
Discover Florida's beautiful wildlife as you keep an eye out for all twenty of these native Florida birds created by local artist Cecilia Lueza! **All three for \$18**



## Checking In

At the front desk, I can check in if I bought my tickets online or I can buy them in person when I arrive. I can request a sensory guide that highlights areas with lights, sounds, or interactive features. If I need noise-canceling headphones or fidget tools, they're available.

We can walk around on our own, or we might decide to play a game! The games are like scavenger hunts- we will look for clues as we move through the exhibit, in order to solve a puzzle!





# Check In

Before entering the exhibit space, we will stop here to watch a short video about what we will see and do.



# Helpful Staff

If I get lost, have questions, or need a break, I can find a worker at FloridaRAMA to ask for help.

I will look for someone wearing a pink vests.





## Exploring at My Own Pace

Inside the immersive art experience, I can wander through 20 different spaces at my own speed. First I will take this ramp to the main exhibit space. The exhibit space is mostly dark, with low and colorful lighting. I will also hear music in the background.



# Engaging My Senses

While exploring I can gently touch the art, and in some rooms I can smell scents! Along my journey I'll discover artwork from over 75 artists! Every room dives into what makes Florida Weird, Wacky and Wonderful!

SENSORY ALERT



SENSORY ALERT



This room smells like Strawberries!





Some spaces can be smaller and I will patiently wait my turn to explore if someone else is there first.



## Interaction & Activation

Here I can add my own tape to the wall. Maybe I will write my name or make a cool design!






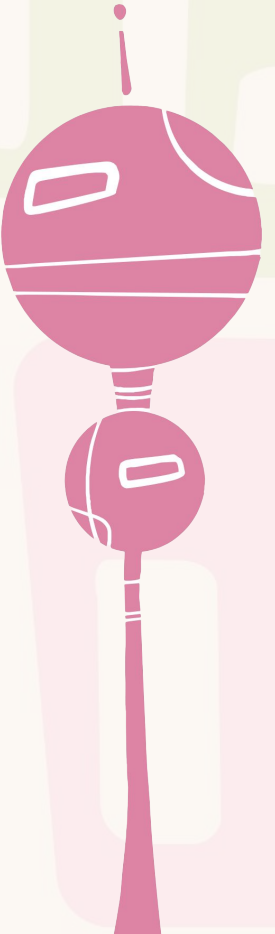
# Flashing Lights and Strobes



In the center of the exhibit space is an open area where the ceiling looks like a storm cloud. There will be brief lightning and thunder effects during the “hurricane activation”  
This means a group of gamers have solved their puzzle!



This exhibit is called “The Bait Ball”  
The fish were made with a 3D printer! This exhibit can be overwhelming because there is a strobe light effect, and the fish “swim” very fast. The exhibit is on a timer, so if I do not like the strobe light, I can wait a few minutes. Soon, it will stop and then I can pass through this area.



SENSORY ALERT



VISUAL  
CARD  
VISUAL

SENSORY ALERT



STROBE  
CARD  
STROBE

# Headphone Zones

This is "CENTCOM" the Central Command Center.

This is a headphone zone. There are many interactive buttons, beeping and other loud sound effects.

Depending on which game we played, we may end our journey here.








## Concessions & Snacks

If I need a snack or drink, FloridaRAMA has non-alcoholic beverages and light snacks for sale. It's so nice to know I can take breaks whenever I need them without feeling rushed.







## Need a Break

If I am feeling overwhelmed or need a quieter space, I can relax in the Calm Corner at the Pillow Fort.

I can also decompress in any of the seated areas located in the lobby.





## Bathroom Break

If I need a bathroom break, I will find four bathroom options in the polka dot hallway. These bathrooms are gender-neutral and ADA accessible.








## What else can I explore?

After we are done exploring the Immersive Experience exhibit space, we might get a snack at the café or wander around the art gallery in the lobby.





**Time to go!**  
**Thanks FloridaRAMA,**  
**we had fun!**

